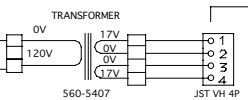


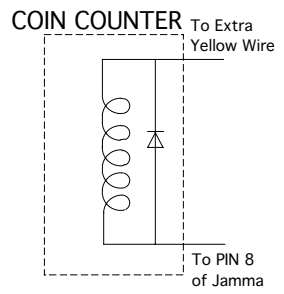
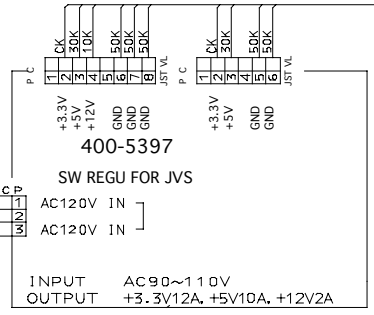
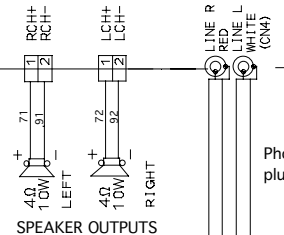
120 Vac Input



838-13616
AUDIO POWER AMP 2CH

[Extra] [GD ROM DRIVE]

5k pot



6P EDGE CONNECTOR (P=3.96mm)

- 1 GND
- 2 A GND
- 3 B GND
- 4 +5V
- 5 +5V
- 6 (-5V)
- 7 (-5V)
- 8 +12V
- 9 +12V
- 10 (KEY)
- 11 (KEY)
- 12 COIN METER 1
- 13 COIN METER 2
- 14 (COIN LOCKOUT 1)
- 15 (COIN LOCKOUT 2)
- 16 (SPEAKER (+))
- 17 (SPEAKER (-))
- 18 (N.C.)
- 19 M (N.C.)
- 20 N GREEN
- 21 BLUE
- 22 P SYNC
- 23 GND (SYNC)
- 24 R TEST
- 25 SERVICE
- 26 S (TILT)
- 27 COIN1
- 28 COIN2
- 29 1P START
- 30 U 2P START
- 31 V (1P UP)
- 32 V (2P UP)
- 33 W (1P DOWN)
- 34 W (2P DOWN)
- 35 X (1P LEFT)
- 36 X (2P LEFT)
- 37 Y (1P RIGHT)
- 38 Y (2P RIGHT)
- 39 Z 2P SW1
- 40 a 2P SW2
- 41 24 1P SW3
- 42 b 2P SW3
- 43 25 (1P SW4)
- 44 c (2P SW4)
- 45 26 (1P SW5)
- 46 d (2P SW5)
- 47 27 GND
- 48 e GND
- 49 28 GND
- 50 f GND

838-13683-91

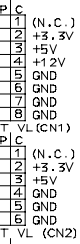
I/O BD JVS TO JAMMA

600-6743-050


600-7141-050

SERIAL (CN2)

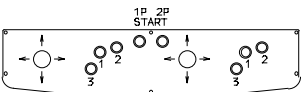
JST RA 26P (CN7)



839-1069
FLT BD NAOMI



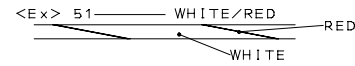
CONTROL PANEL



STICK PLAYER 1

STICK PLAYER 2

CODE	COLOR	CODE	COLOR	CODE	COLOR
10	RED	60	ORANGE	C	BROWN
20	BLUE	70	BLACK	D	PURPLE
30	YELLOW	80	GRAY	E	LIGHT GREEN
40	GREEN	A	PINK		
50	WHITE	B	SKY BLUE		



JAMMA CONNECTIONS USED ARE:
 ° VIDEO OUT
 ° SWITCH INPUTS
 ° SWITCH GROUND RETURNS
 ° COIN COUNTER OUTPUT

NOTE: THERE ARE TO BE NO CONNECTIONS MADE TO THE JAMMA INTERFACE OTHER THAN THE ABOVE FOREMENTIONED.

The character following the wire color code indicates the size of the wire.
 K — AWG18 UL1015
 L — AWG20 UL1007
 None — AWG22 UL1007

NAOMI KIT UNIVERSAL
WIRING DIAGRAM (1/1)