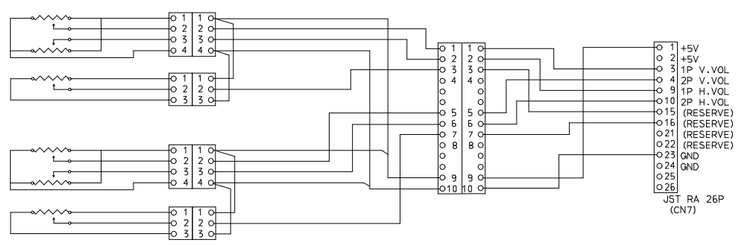


I/O BD CN7 (JST RA 26)

CONTROL PANEL

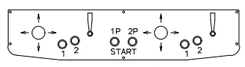


| CODE | COLOR | CODE | COLOR | CODE | COLOR |
|---|---|---|---|---|---|
| 10 | RED | 70 | ORANGE | C | BROWN |
| 20 | BLUE | 80 | BLACK | D | PURPLE |
| 30 | YELLOW | 90 | GRAY | E | LIGHT GREEN |
| 40 | GREEN | A | PINK | | |
| 50 | WHITE | B | SKY BLUE | | |

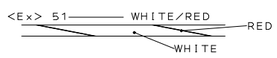


The character following the wire color code indicates the size of the wire.

K — AWG18 UL1015
L — AWG20 UL1007
None — AWG22 UL1007

Major league Baseball

WIRING DIAGRAM (2/2)